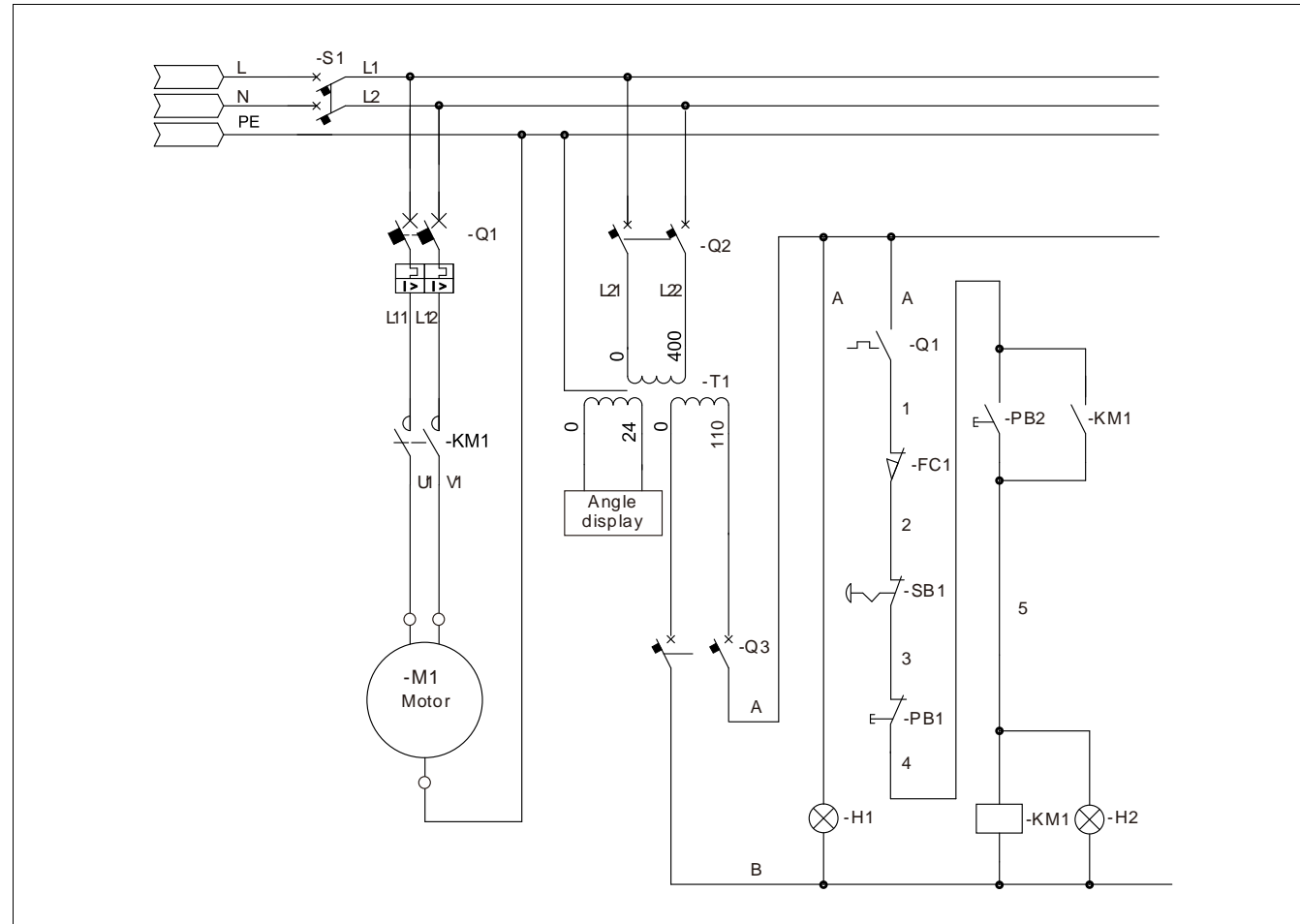
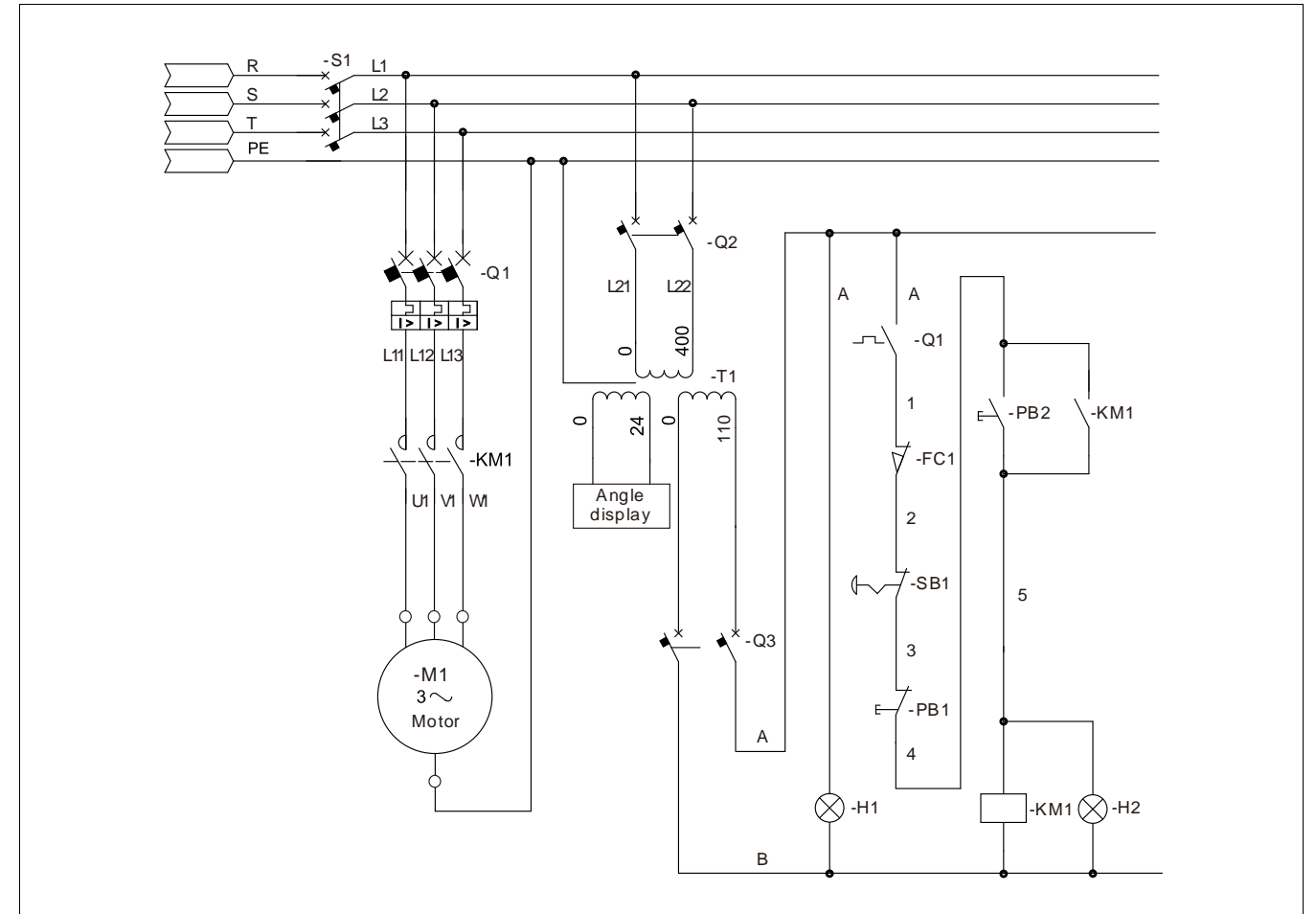


Single Phase




Item	Code	Description	Specification	Qty.
1	S1	Switch	2P - 20A	1
2	Q1	Protector	3P - 8A – 12.5A	1
3	Q2	Protector	2P - 3A	1
4	Q3	Protector	2P - 3A	1
5	T1	Transformer	BK-100VA: 220V->110V	1
6	M1	Motor	1P -2800 rpm	1
7	H1	Pilot Lamp	LA39 - 110V	1
8	FC1	Travel Switch	AZ8122 1NO+1NC	1
9	SB1	Safety Switch	LA39 - diam. 22	1
10	PB1	Stopping Knob	LA39 - diam. 22	1
11	KM1	Contactor	CJX2:110V 3P + 2NO + 3NC - 18A	1
12	PB2	Starting knob	LA39 - diam. 22	1
13	H2	Pilot Lamp	LA39 - 110V	1

Tree Phase




Item	Code	Description	Specification	Qty.
1	S1	Switch	3P - 20A	1
2	Q1	Protector	3P - 8A – 12.5A	1
3	Q2	Protector	2P - 3A	1
4	Q3	Protector	2P - 3A	1
5	T1	Transformer	BK-100VA: 380V->110V	1
6	M1	Motor	3P - 2800 rpm	1
7	H1	Pilot Lamp	LA39 - 110V	1
8	FC1	Travel Switch	AZ8122 1NO+1NC	1
9	SB1	Safety Switch	LA39 - diam. 22	1
10	PB1	Stopping Knob	LA39 - diam. 22	1
11	KM1	Contactor	CJX2:110V 3P + 2NO + 3NC - 18A	1
12	PB2	Starting knob	LA39 - diam. 22	1
13	H2	Pilot Lamp	LA39 - 110V	1

220V



L+N+U1+V1+1+2+PE

400V



R+S+T+U1+V1+W1+1+2+PE